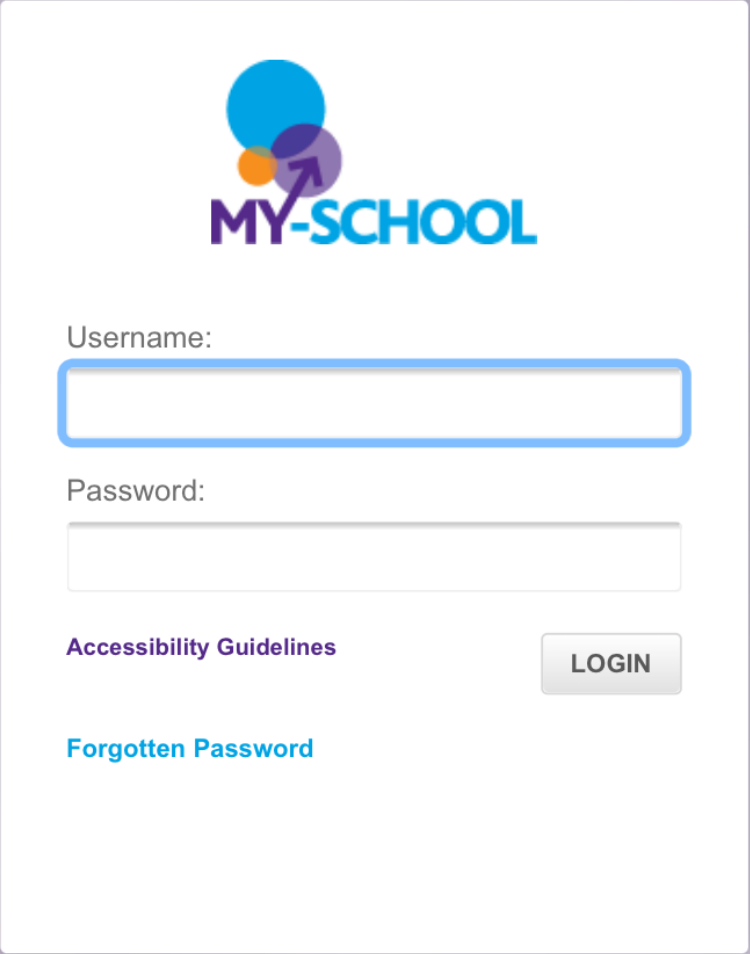


Accessing Google Classroom & Uploading Work

You can go directly to
google classroom via
google OR you can
access through

www.c2kschools.net



The image shows a login form for 'MY-SCHOOL'. At the top is the logo, which consists of three overlapping circles (blue, orange, and purple) with an upward-pointing arrow, followed by the text 'MY-SCHOOL' in blue. Below the logo are two input fields: 'Username:' and 'Password:'. The 'Username:' field is highlighted with a blue border. Below the 'Password:' field is a link for 'Accessibility Guidelines'. To the right of the 'Password:' field is a 'LOGIN' button. Below the 'Accessibility Guidelines' link is a link for 'Forgotten Password'. At the bottom of the form, there is a small copyright notice: '© 2020 Certe Managed IT Solutions Limited'.

MY-SCHOOL

Username:

Password:

[Accessibility Guidelines](#)

[Forgotten Password](#)

LOGIN

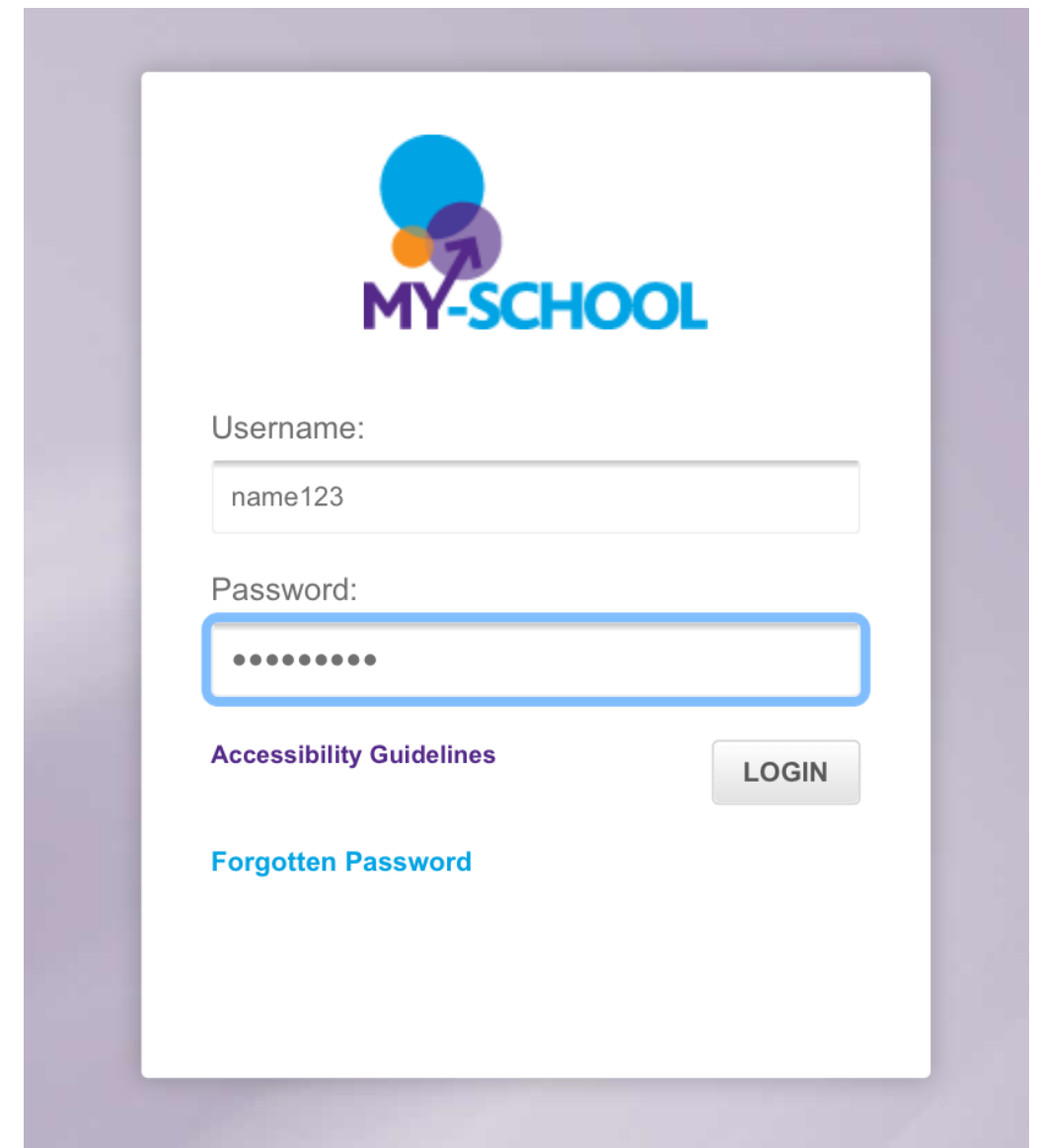
© 2020 Certe Managed IT Solutions Limited

Enter your child's unique
c2k username - first initial,
surname and 3 digit
number.

name123

Enter your child's password.

If you are unsure of
username & password
please contact your class
teacher



The image shows a login interface for 'MY-SCHOOL'. At the top is the logo, which consists of three overlapping circles (blue, orange, and purple) with an upward-pointing arrow, followed by the text 'MY-SCHOOL' in blue. Below the logo, there are two input fields. The first is labeled 'Username:' and contains the text 'name123'. The second is labeled 'Password:' and contains a series of dots, indicating a masked password. To the right of the password field is a 'LOGIN' button. Below the password field, there are two links: 'Accessibility Guidelines' and 'Forgotten Password'.

MY-SCHOOL

Username:
name123

Password:
.....

[Accessibility Guidelines](#)

[Forgotten Password](#)

LOGIN



When you log in the home page please select *MyLinks*



From here select *Google Classroom*



Active Directory Federated Services V3

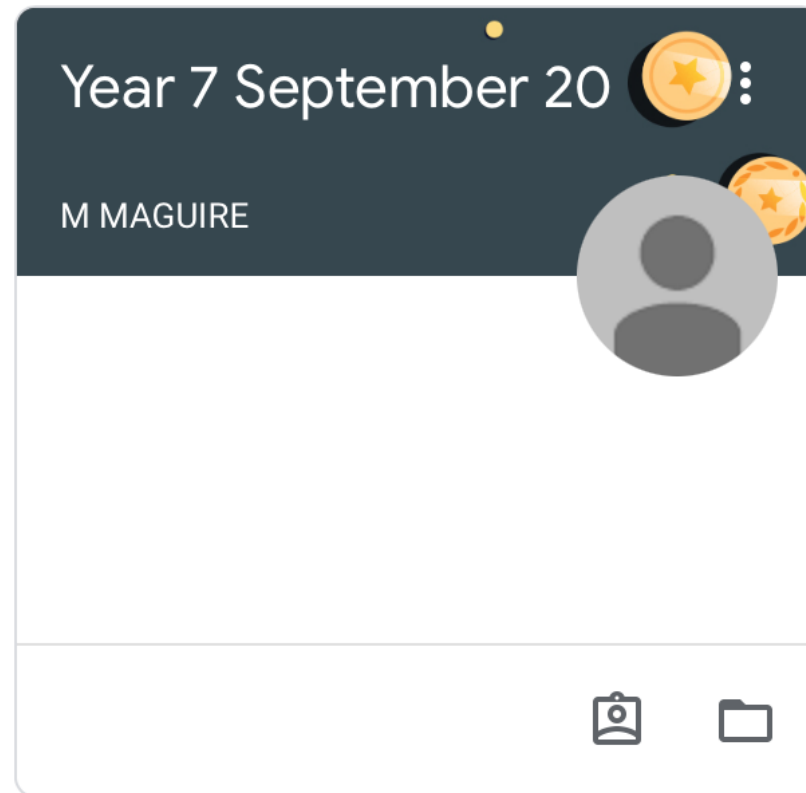
Sign in with your organizational account

Sign in

Using the same username from slide 3 add

@c2ken.net

Use the same password from slide 3



Select the class by clicking on the title of the folder

Year 7 September 20

Stream

Classwork

People

Year 7 September 20

Upcoming

Woohoo, no work due in soon!

View all



M MAGUIRE

24 Oct



Hi everyone. Well done for completing your work and submitting it. I hope you all have a great Halloween and keep safe. Remember I am looking forward to hearing about your time off when we return to school. Feel welcome to share your stories in photograph or written format before we return. Enjoy your week off. It is well deserved. (Hope you all have a delicious slice of apple tart! Just what I am looking forward to!) See you all Monday 2nd November. :)



Add class comment...



Your child's class teacher will have a message posted in this area. There are also 3 main headings at the top of the page.

Stream

Classwork

People

Stream - This is the stream area and will display messages from the teacher


Classwork - click on this link to bring you to the area where you can access classwork

People - Names of children in the class

Stream

Classwork

People

 View your work

 Google Calendar  Class Drive folder

 Friday - English (Small Group) No due date ⋮

 Halloween @ home photos  1 No due date ⋮

 Friday - Mathematics (Small Group) No due date ⋮

 Thursday - Mathematics (Small Group) No due date ⋮

 Thursday - English (Small Group) No due date ⋮

All relevant classwork will be available from the classwork area. Click on the work you would like to access.

≡

Year 7 September 20

A

Stream

Classwork

People

View your work

Google Calendar

Class Drive folder

Friday - English (Small Group)

No due date

Posted 22 Oct

Assigned

Please spend no more than 45 minutes on unit E today. Complete and submit what you can.

PDF

unit E.pdf

PDF

View assignment

Halloween @ home photos

1

No due date

Friday - Mathematics (Small Group)

No due date

Thursday - Mathematics (Small Group)

No due date

?

YOU DON'T HAVE TO PRINT OFF THE WORK SHEET!

Click on the PDF file and neatly write out the answers on a sheet or in your homework book and take a photograph of the completed work. Then select:

view assignment



Friday - English (Small Group)

M MAGUIRE • 22 Oct

100 points

Please spend no more than 45 minutes on unit E today. Complete and submit what you can.



Class comments



Add class comment...



Your work

Assigned

+ Add or create



Google Drive



Link



File

Create new



Docs



Slides



Sheets



Drawings

To upload the completed work onto Google classroom select

+ Add or create

Google Drive

 Insert files using Google Drive



RECENT

UPLOAD

MY DRIVE

STARRED



BROWSE

or drag a file here

Click on Browse and select image to upload - *photograph of completed work*



Friday - English (Small Group)



M MAGUIRE • 22 Oct

100 points

Please spend no more than 45 minutes on unit E today. Complete and submit what you can.



unit E.pdf
PDF

Your work

Assigned



Jane.key
Keynote



+ Add or create

Hand in

Work is uploaded under *Your Work*

Click on *Hand in* to allow teacher to access OR alternatively you can photograph and email directly to teacher