

# St. Mary's Primary School, Greenlough



## Foundation Stage The Right Start


# Aims of St. Mary's

To promote high achievement and learning for life by working with children to:

- practice the Catholic faith;
- have high self-esteem – respecting themselves, others and the environment;
- acquire knowledge and skills to be their individual best;
- become highly motivated life-long learners;
- be able to work independently and collaboratively;
- gain technological skills to equip them for the 21<sup>st</sup> century.

# School Day

- School opens: 8.45 am
- School begins: 9.00 am
- Break time: 10.30am -10.45am
- Lunch time: 12 noon
- End of school day: 2.00 pm



\*Breakfast & 2-3 clubs are available\*

# School Attendance

Attendance is crucial to your child's development and school must be notified of any absences. If your child's attendance drops to 90% and no explanation is given, a letter will be sent from school. If the figure drops below 85% a referral will be made to Educational Welfare.

- 100% Attendance 0 Days Missed
- 95% Attendance 9 Days Missed  
1wk & 4 days
- 90% Attendance 19 Days Missed  
3wks & 4 Days
- 85% Attendance 28 Days Missed  
5wks & 3 Days



# Education Welfare Service Referral Process



## Pre-Referral Process

Preventative actions in accordance with school's attendance policy



Drop in  
attendance



Discuss with child  
if appropriate



Contact Family by  
Letter



Contact Family by  
Phone



Attendance  
Meeting with the  
Family



Review  
Attendance



No Improvement



Refer to EWS

## Referral Process

### Refer to EWS Referral Guidance Form

- This will have been provided to you by your link EWO

### Complete Referral Form

- Referrals can only be assessed based on the information provided on the form.
- Ensure all details are included and are accurate
- Insufficient information may result in the child not receiving appropriate support

### Submit Referral Form

- Form can be submitted via email or post
- Prior to submission check with your link EWO for confirmation of where to send referral

### Referral Confirmation

- EWS will confirm receipt of referral
- If you haven't received confirmation within 10 days contact your link EWO
- EWS Support commences in Partnership with school

# Keeping You Informed on Progress

**Curriculum Evening (term 1)** – Initiatives, targets and objectives have been laid out for the year.

**Parent Teacher Meetings (term 2)** – This will take place again in January. Further details to follow.

**School Reports (term 3)** – School reports are sent home at the end of the academic year in June.

**Books Sent Home** – Your child's numeracy and literacy books will be sent home every half term for parents to celebrate their child's completed class work. We ask that parents complete the two stars and a wish template included each half term

*If you have any concerns regarding your child's progress or any other matter contact your child's class teacher to arrange a meeting throughout the school year.*



# Updates and Information

- All news and information is regularly posted on our school website. All letters issued from school are posted in the parent section of our school website

[www.stmaryspsgreenlough.com](http://www.stmaryspsgreenlough.com)

- Facebook page - Please do not add a comment



@stmaryspsgreenlough

- School App – Available via our school website



Schools NI

# School is so much more....

- Friendships
- Relationships
- Curricular & Extra Curricular Activities
- Reward Systems – Class & whole School
- Responsibility
- Preparation for Life – Adulthood.





# Our Year One Class

- **Teacher: Mrs R Quinn**
- **Classroom: Assistant: Mrs Mags McCann**
- **Number of Children: 21**



# Our Year Two Class

- **Teacher: Mrs J McDaid & Mr Meehan**
- **Classroom: Assistant: Mrs Bernie Quigley**
- **Number of Children: 23**





# Aims of this presentation

- Northern Ireland Curriculum – know what it looks like in Foundation Stage
- Give you some insight into your child's day and what we will cover in Foundation Stage
- Help you understand how best to support your child
- Practical advice/support for parents/guardians



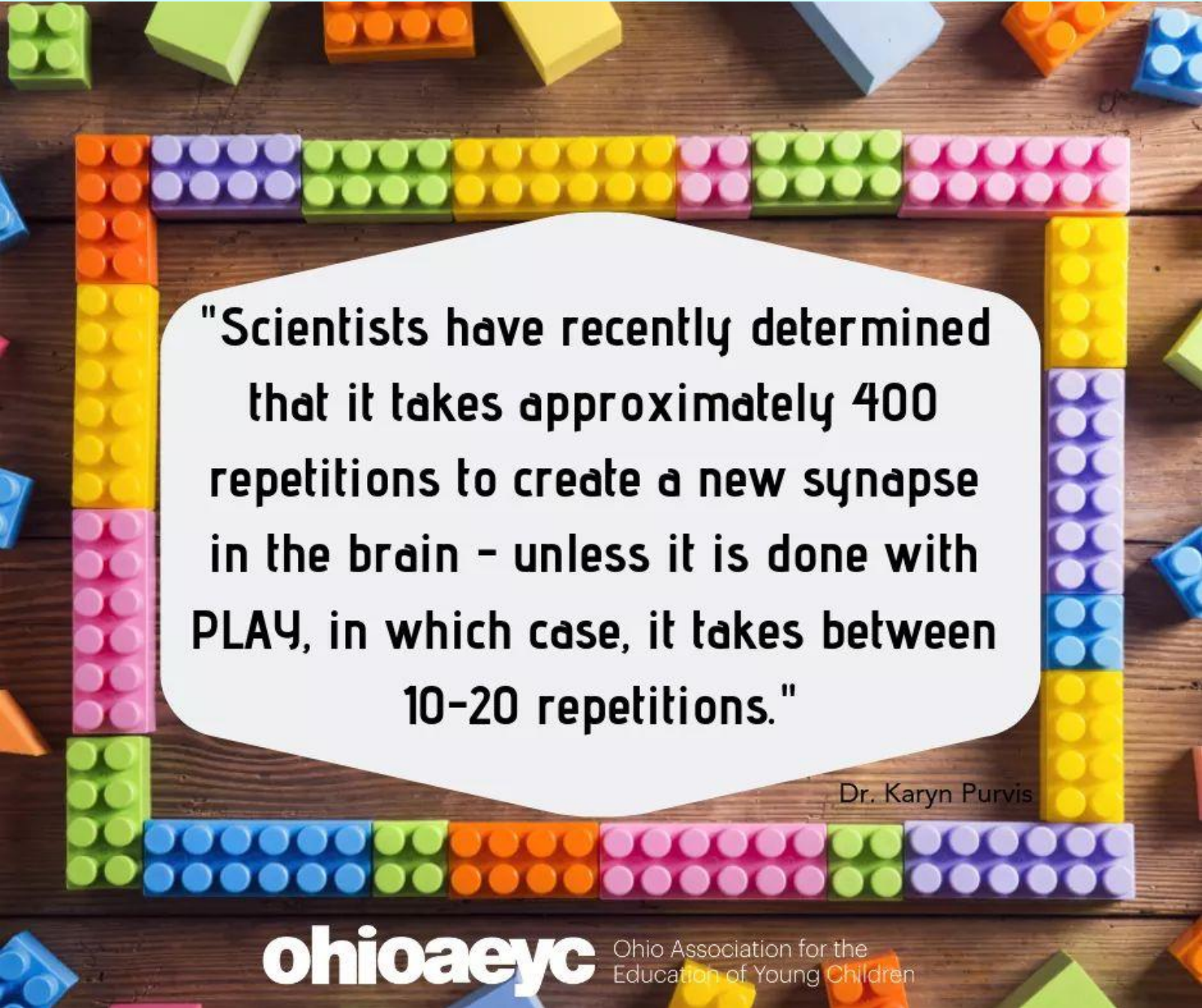
# The Foundation Stage Curriculum

- Based on how children learn
- Based on areas of learning rather than separate subjects
- Skills based
- Needs of children being met more appropriately
- Builds self-esteem and confidence
- No sense of failure

In Year One we say ‘**Our work is our play and play is our work!**’







**"Scientists have recently determined that it takes approximately 400 repetitions to create a new synapse in the brain - unless it is done with PLAY, in which case, it takes between 10-20 repetitions."**

Dr. Karyn Purvis

**ohioaeyc**

Ohio Association for the  
Education of Young Children

# Play is a large part of our school day... it helps children develop language

- Poor language affects all areas of learning and development
- Language delay in 4 year olds is on the increase
- Attention and listening skills are crucial for learning
- Talking and listening are the foundations for reading and writing
- In school we place a strong focus on modelling clear and correct speech





# Play helps Development of Thinking Skills and Personal Capabilities – These skills are developed through the Seven Areas of Learning

- Being creative
- Managing information
- Thinking, problem-solving and decision-making
- Self-management
- Working with others



# Seven Areas of Learning

- **Language and Literacy**
- **Mathematics and Numeracy**
- **The World Around Us**
- **Religious Education**
- **Personal Development and mutual Understanding**
- **The Arts**
- **Physical Development and Movement**



# Readiness to Read and Write

Before the learning becomes more formal in Year One we ask this question...

Is the child ready ..

- To listen
- To concentrate
- To speak in a sentence
- To know that words carry meaning
- To recognise some words
- To hold/control a pencil
- To spot the odd one out
- To see the same/different



**Children in Foundation Stage can be at various stages of readiness at any give time – some children will be ready before others**



# Preparing for Reading!

- Read from left to right
- Use language of books e.g. front, cover, title, first page
- Know the difference between letters, words, spaces
- Begin to recognize some words e.g. character names, a , and, the
- Use the title and pictures as clues to read for meaning
- Read one spoken word for one in print
- Begin to use sounds to work out words



# Language and Literacy

## **In Year One we are learning to ...**

- Speak clearly in sentences
- Take turns at talking, listening and asking questions
- Use the pincer grip and develop our fine motor skills (getting our fingers ready for writing!)
- Hold a writing tool correctly
- Extend our listening time and talk about stories heard
- Use the language of books – cover, title, words, spaces
- Handle books with care and hold them and turn pages independently
- Begin to recognize some words – our names, I, the, Mum, Dad (and soon the Oxford reading Tree characters names)
- Recognize that one spoken word is represented by one word in print

## **After Halloween....**

- Phonics - Know 26 individual letter sounds, know the letter names, how to form them correctly and begin to blend sounds together to read initially and then spell!

# Language and Literacy



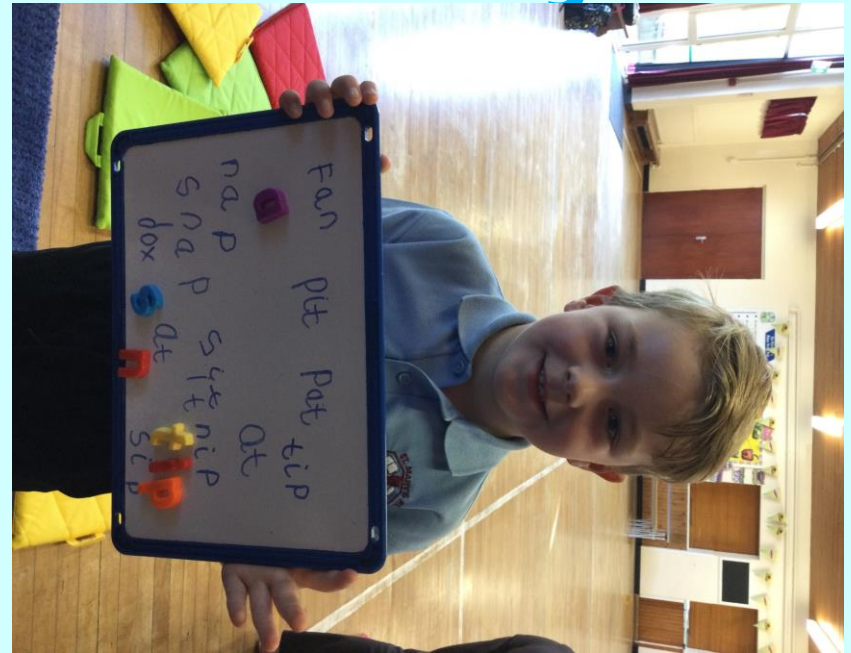
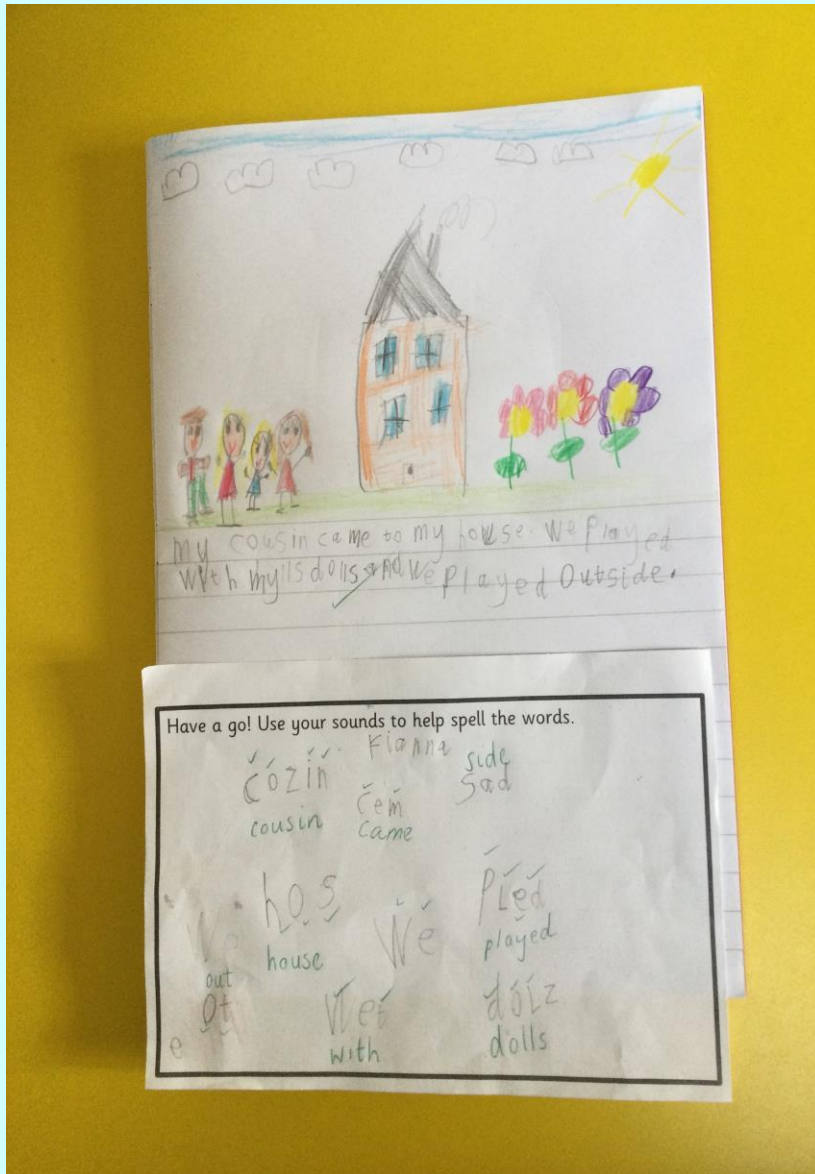


# Language and Literacy

In Year 2 we are continuing to build on....

- Speaking in clear and more complex sentences
- Listening skills – teacher and each other
- Following whole class instructions
- Children will begin to write independently
- Have a go! Use sound knowledge to attempt unfamiliar words
- Sounds – develop blending and apply to both reading and writing
- Learn tricky words that cannot be sounded out
- Spellings – After Halloween. Phonics and tricky words
- Read in a group, follow other readers using finger or eyes
- Choose what to read, read for enjoyment and from a range of texts
- Complete reading activities independently
- Handle books independently with care, hold them and turn pages.

# Language and Literacy



# Mathematics and Numeracy

## **In Year One we are learning to**

- Recognize the same and different
- Sort sets for colour/shape/size
- Count forwards/backwards within 10
- Count sets reliably up to 10
- (By the end of Year One understand addition and begin to add mentally)
- Begin to recognize and form figures correctly
- Use money
- Use the language of length/weight/time
- Work in groups
- Talk about what we are doing & have fun!



# Mathematics and Numeracy



# Mathematics and Numeracy

In Year 2 we are learning to

- Revise counting forwards/backwards within 10 (20/30)
- Revise figure formation 1-10
- Recognise and write numbers 11-30
- Know number before, after and in between within 20
- Take away 0,1 or 2
- Use strategies to add and subtract within 10 and beyond.
- Use money, recognise and add coins.
- Use comparative language of measure and begin to record.
- Introduce time on the clock. Focus on o'clock and introduce half past.



# Mathematics and Numeracy





# The World Around Us





# Personal Development & Mutual Understanding





# The Arts





# Ways to help your child in Foundation Stage

- Encourage your child to speak in sentences and to listen to others
- Play with play dough, paints, Lego, catching and throwing – these help develop fine motor skills
- Build jigsaws – this helps develop spatial awareness
- Play boards games, including dice games
- Count, point out numbers, use numbers in real contexts
- Encourage your child to use writing at home in real context e.g. greeting cards – only use a capital letter at the beginning of names and sentences please



- Read stories as often as possible - point out the title, speech bubbles, repeated phrases and ask questions about the characters
- Take turns when reading and follow words with your eyes or finger
- Use counting games as often as possible and count backwards more often than counting forwards
- Talk about days of the week and events on your home calendar
- Ask your child about their day at school



# Practicalities



- Names on everything (including coats) – Uppercase letters at the beginning of names only
- Morning drop off – encourage your child to walk along the front of the school and enter the building without you
- Healthy Eating – Only one treat allowed after dinner/lunch each day. Healthy snack for break and water/milk
- Promote Independence – opening and closing bottles and lunch bags, putting on/taking off jumpers and coats
- Encouraging children to look after, pack and unpack Homework Packs and book bags






# Independence

**Each day we become a little more independent and we extend our concentration!**





## Term One Homework

- Homework Pack/Book Bags will continue to be given out on Monday and collected on Thursday/Friday
- Please ensure all contents are inside the Book Bag/Pack for return on Thursday/Friday (*and no personal belongings as the bags are passed on to other children*)
- Packing and unpacking Book Bags (allow your child to do this and always encourage handling books with care)
- Any notes/letters can be returned inside your child homework book inside the Book Bag/Pack
- Leave your child for a short period while completing some activities – this helps encourage independence

# Questions

If you have any questions in relation to your child's development or seek clarification on the information provided, please contact your child's class teacher by email:

[rquinn574@c2kni.net](mailto:rquinn574@c2kni.net)

[jmcdaid896@c2kni.net](mailto:jmcdaid896@c2kni.net)

Or

Call our school office 028 25 821066